

2024-2028

CAPITAL IMPROVEMENT PLAN

PUBLIC
RESTROOMS

HIGHLIGHTS:

- Total expenditures for 2024 of \$31.1 million for road, public utility, facility and recreation improvements.
- \$12.6 million in grants to support the programmed projects.



May 15, 2023

TO THE HONORABLE MAYOR, MEMBERS OF THE CITY COUNCIL, AND CITIZENS OF
LEBANON:

The attached document summarizes the major capital project requirements for operating years 2024 through 2028 and serves as both the basis for the City's financial planning and as a roadmap to guide government operations. This document is a communications tool to inform Lebanon residents how the City plans to allocate its capital improvement funds to address the infrastructure needs of the community. The following objectives were established to guide the development of the 2024-2028 CIP:

- a. Ensure all essential infrastructure improvements are adequately resourced within the restrictions of the capital improvement fund operating revenue.
- b. Preserve the City's ability to respond to contingencies by maintaining adequate cash reserves in the General Capital Improvement Fund in accordance with the City's current fiscal policy.
- c. Maximize the use of state and federal grants.
- d. Minimize the issuance of debt.
- e. Support the needs of a growing Community.

The proposed CIP includes total expenditures for 2024 of \$31.1 million. These expenditures are broken down into the following program elements:

General Capital Improvements:	\$1,120k
Road Improvements:	\$10,245k
Park Improvements:	\$2,050k
Storm Water System Improvements:	\$850k
Sewer System Improvements:	\$615k
Water System Improvements:	\$2,140k
Electric System Improvements:	\$14,070k

THE STRATEGIC PLANNING PROCESS

The development of the 5-Year Capital Improvement Plan (CIP) is the cornerstone of the City's Strategic Planning Process. The CIP is a resource constrained, prioritized listing of capital investment requirements. The infrastructure improvement needs are identified through several means, such as; Utility Master Plans, Needs Assessments and Citizen Surveys, and the development of the City's Comprehensive Plan. The 5-Year CIP is updated annually and forms the foundation of the City's annual Operating Budget. The following chart summarizes the Strategic Planning Process and the relationship between the CIP and Operating Budget.

Strategic Planning Process

5-Year CIP Drives the Annual Budget



FUND COMMENTARY

The City's infrastructure improvements are resourced from 11 of the 49 active operating funds that comprise Lebanon's annual Operating Budget. The maintenance of sufficient cash reserves in these funds is required to ensure the operational and financial integrity of the City's utility enterprises as well as the General Capital Improvement Fund.

The City's Fiscal Policy requires that cash reserves in the General Capital Improvement Fund, which is one of the 11 funds that support capital improvements, be maintained at a level capable of supporting 6 months of normal operations. This minimum reserve level equates to approximately \$2.0 million. The General Capital Improvement Fund is resourced from a portion of the City's income tax revenue, which is allocated to the 3 funds shown in the chart below.

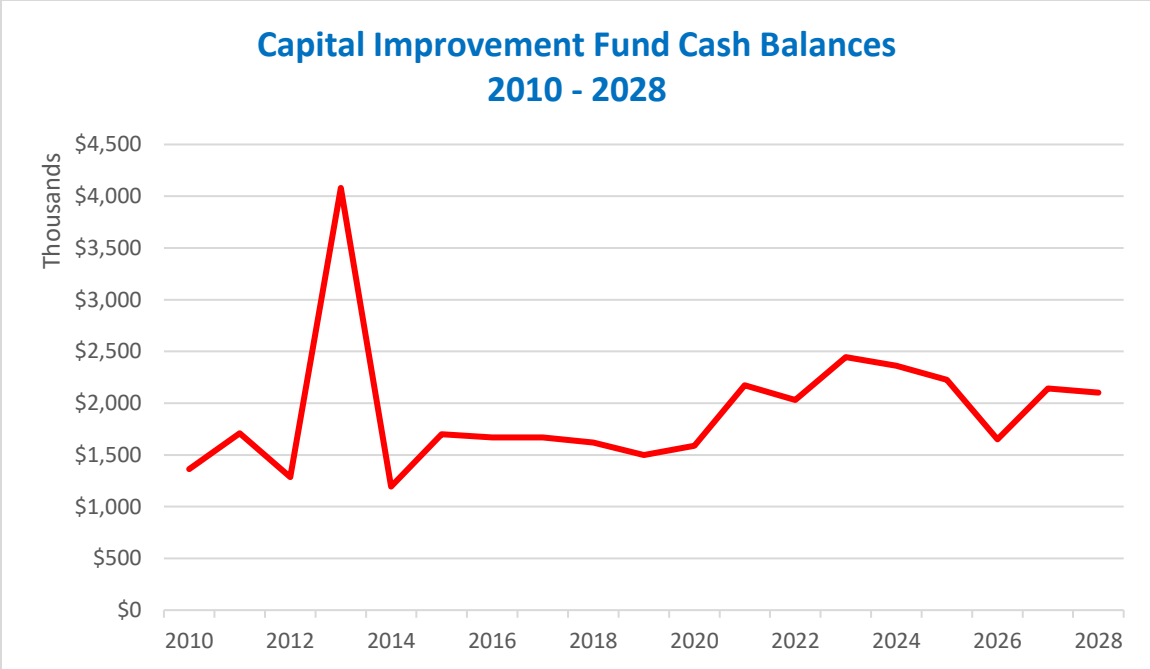
Fund	2006	2007	2008	2010	2018	2020-2022	2023
General	42%	45%	45%	56%	54%	54%	54%
Capital Improvement	39%	41%	44%	33%	37%	39%	41%
General Obligation Bond	19%	14%	11%	11%	9%	7%	5%

It is important to note that the amount of revenue being directed to debt service has been cut in half over the past 10 years, as the City has paid off existing debt and limited the amount of new debt being issued. This has freed up additional revenue to be directed towards infrastructure and public safety.

In order to address the systemic shortfall in general revenue and provide additional revenue to address the backlog of roadway maintenance requirements the City Council reduced the full 1.0% municipal income tax credit for income taxes paid by residents to another city, to a 0.5% credit beginning in 2017. This credit reduction generated in excess of \$1 million in additional revenue for 2022, which was fully programmed into the City's road improvement program. In 2018, spending on the City's road improvement program increased by over 40%. In conjunction with these actions, the City Council amended the City's Fiscal Policy to require an annual review and validation of the continued need for the revenue generated by the income tax credit reduction.

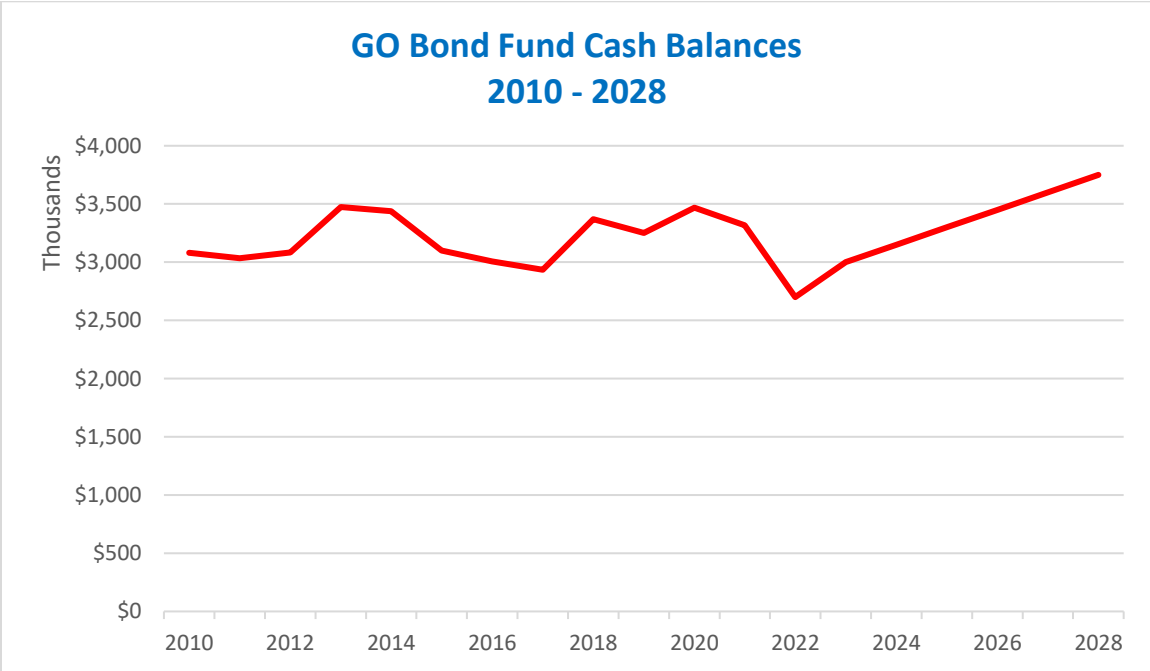
The City maintains 225 lane miles of roadway. Ideally, these roads would be resurfaced every 12 years and be reconstructed in the 36 – 40 year range. Based on the current costs associated with roadway resurfacing and reconstruction, and the total number of lane miles that should be improved each year, the City should be allocating approximately \$7.2 million annually towards road projects. The 5-year average allocation in the 2024 - 2028 CIP for road improvement projects is \$9.0 million. It is important to note that the City's ability to sustain this allocation towards road improvement projects is very dependent on successfully receiving State and Federal grants to support many of these road projects.

The following chart shows the year-end cash balances for the General Capital Improvement Fund for operating years 2010 through 2022 and the projected balances for 2023 through 2028.



The Capital Improvement Fund is projected to end 2024 with a balance of \$2.36 million.

The City’s General Obligation Bond Fund is used to support debt service for general obligation (i.e. non-utility related) debt sales, primarily for road improvement projects. The following chart shows the year-end cash balances for the General Obligation Bond Fund for operating years 2010 through 2022 and the projected balances for 2023 through 2028. This includes paying off an existing GO Roadway Bond in 2022.



The cash reserve projections for the Capital Improvement Fund and General Obligation Bond Fund are based on the assumption that income tax revenues will increase at an annual rate of 4%.

The General Obligation Bond Fund cash reserve projection includes debt services expenses for several major projects, including; the State Route 123-State Route 63 connector project completed in 2014, and the Municipal Service Facility project completed in 2015. No additional General Obligation Debt is currently programmed into the 5-year CIP.

FUTURE SALE OF DEBT

In order to support the projects programmed in this CIP the City will need to issue new notes and/or bonds as listed below:

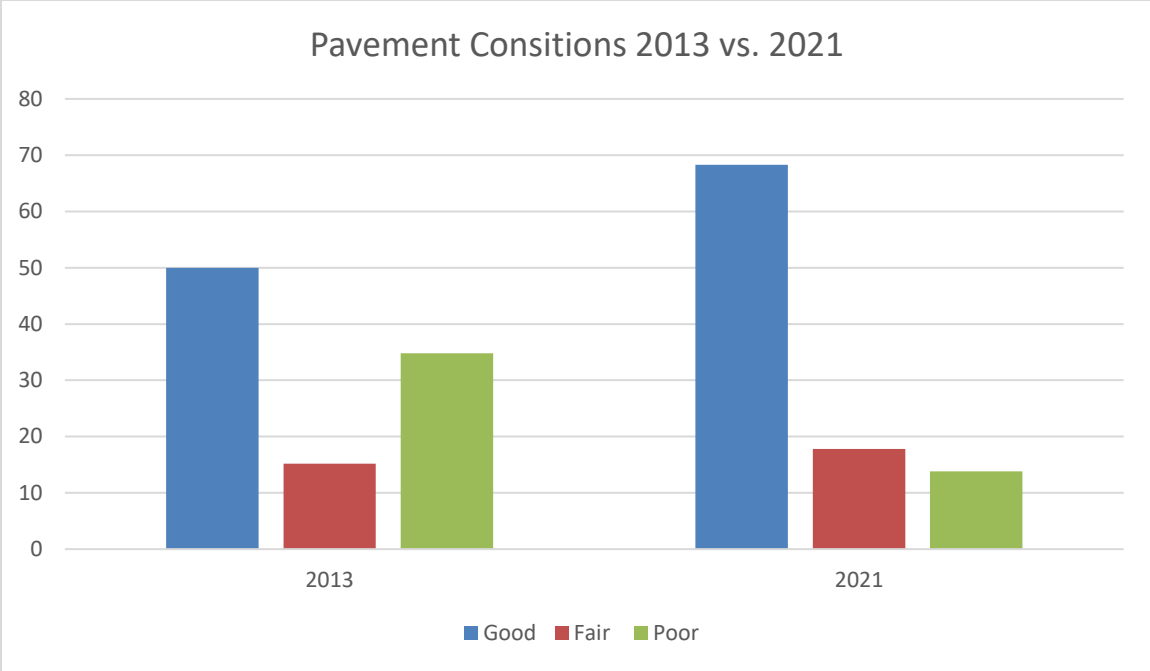
2023-24	Electric Generation Improvements	TBD
---------	----------------------------------	-----

GENERAL CAPITAL IMPROVEMENTS

1. Roadway Improvements:

As previously mentioned, in an effort to generate additional revenue to address the backlog of roadway maintenance requirements the City Council reduced the full 1.0% municipal income tax credit for income taxes paid by residents to another city, to a 0.5% credit beginning in 2017. This credit reduction generated in excess of \$1 million in revenue for tax year 2022, and this continued revenue has been integrated into the road maintenance program outlined in the proposed 2024 - 2028 CIP.

A pavement condition survey was performed in 2021. Currently, 68.3% of roads are in Good condition (PCI >70), 17.8% of roads are in Fair condition (PCI 70-55), and 13.8% of roads are in Poor condition (PCI <55). This has improved since the last pavement survey was completed in 2013. In that survey, 50.0% of roads are in Good condition (PCI >70), 15.2% of roads are in Fair condition (PCI 70-55), and 34.8% of roads are in Poor condition (PCI <55)



Expenditures for roadway improvement projects for 2024 total \$10.2 million. Major 2024 roadway maintenance projects include the reconstruction and widening of Glosser Rd. to include a roundabout at Glosser Rd. and Cincinnati Ave., and the second phase of the ODOT Urban Paving Program. Additionally, the 2023 program includes \$735k for general street resurfacing and \$1.0 million for curb, gutter, and sidewalk replacement.

The City has submitted a project grant application for the replacement of the Kingsview Drive bridge. The replacement is being recommended based on the most current bridge inspection evaluation. The estimated project cost is \$2 million, with the ODOT Municipal Bridge grant program potentially funding 90% of the project cost. ODOT will be making a decision on the grant application in May. If funded, construction would commence in 2024.

In the proposed CIP, staff has attempted to balance the complete roadway reconstruction needs of fully deteriorated streets with a pavement resurfacing program designed to address roadway needs before the pavement deteriorates to the point of requiring expensive full-depth repair / replacement.

2. Facility Improvements:

\$40k has been programmed in 2024 for general facility maintenance.

3. Rail Line Maintenance:

In 2022, the City entered into a new 8-year contract with the Cincinnati Scenic Railway Company to operate a tourist train on the City-owned rail line. This contract requires the City to maintain

the 5 miles of track and 5 bridges comprising the rail line. In order to support these repairs and sustainment expenses, \$180k is allocated annually in the General Capital Improvement Fund, \$95k of which is transferred into the Capital Reserve and Replacement Fund to support the long-term replacement costs of the 5 rail bridges. Under the current agreement, LM&M pays the City annual rail line and bridge maintenance fees to help offset the rail infrastructure expenses.

Based on the most recent rail bridge inspections, Bridges 2.1 and 4.1 will need to be replaced within the current project planning horizon. The replacement of Bridge 4.1 is being executed in 2023. Bridge 2.1 is programmed for replacement in 2025.

4. Park Facility Development:

The 5-year CIP includes a total of \$6.8 million for park improvement projects including \$1,750k to support the construction of a separate bike path along N. Broadway in 2024, and the construction of the Bowman Trail Loop in 2025. Both of these projects would be supported by grant funding. The recently completed parks master plan also identified priority projects such as the expansion of parking at the Lebanon Sports Complex, improvements to Bicentennial Park, and improvement to Colonial Park.

The program includes \$200k to construct a new performance stage in Bicentennial Park to replace the existing gazebo. Staff will be submitting a NatureWorks grant application to partially support this project.

5. Fleet Replacement:

The Capital Improvement Fund is used to support fleet replacement requirements for all non-utility departments. Major fleet requirements for 2024 include:

- a. Replacement of 3 police cruisers and 1 unmarked vehicle
- b. Replacement of 1 admin vehicle
- c. Replacement of 1 street sweeper in the Streets Division
- d. Replacement of 1 mower in the Parks Division
- e. Replacement of 1 excavator in the Cemetery Division
- f. Replacement of 1 pickup truck in the Water / Wastewater Division
- g. Replacement of 1 bucket truck in the Electric Division
- h. Replacement of 1 staff vehicle in the Fire Division

STORM WATER SYSTEM IMPROVEMENTS

The City's Storm Water Utility, which was implemented in early 2004, is the primary funding source to support the City's storm water management program. A total of \$5.2 million has been programmed for projects during years 2024 through 2028, including \$850k for 2024. The 2024 storm water projects include the installation a new storm water system on Glosser Rd. as well as addressing a drainage issue at other locations.

SEWER SYSTEM IMPROVEMENTS

The Sewer System Master Plan serves as the primary planning tool to guide the City's sewer system improvement efforts, and is in the process of being updated. The major sewer system improvement projects for 2024 are the upgrades to the aeration system at the WWTP, and replacing our AMI meter reading nodes.

WATER SYSTEM IMPROVEMENTS

The Water System Master Plan was updated in 2014 and serves as the primary planning tool to guide the City's water system improvement efforts. The City's water main replacement program, which is designed to replace old and undersized water mains with new 8-inch ductile iron mains, will be sustained throughout the 5-year CIP. The 2024 system improvements include; water main replacements on N. Broadway Ave., and AMI node replacement.

ELECTRIC SYSTEM IMPROVEMENTS

The City's Electric Department will continue to focus on meeting the needs of an expanding service area while maintaining and improving existing transmission and distribution systems.

\$12 million has been programmed in 2024 for peak generation improvements which would allow the City to generate electricity during peak demand and will reduce the City's transmission system expenses. Additionally, \$1.0 million has been programmed for distribution system improvements.

GRANT FUNDING

The City continues to aggressively pursue project grant funding opportunities at the State and Federal level. These programs include OPWC roadway reconstruction grants, ODOT Safety Funds, Federal STP roadway improvement grants, Community Development Block Grants, and the ODNR trail grant program. **The 2024 – 2028 CIP includes a total of \$12.6 million in grants to support the programmed projects.**

CONCLUSION

This completes the summary of the key projects addressed in the proposed 2024-2028 Capital Improvement Plan. I believe the proposed plan supports the Goals and Objectives of the City Council and provides for the essential infrastructure improvements to meet the current and projected needs of our growing community.

Scott Brunka
City Manager

Dan Burke
City Auditor



CITY OF LEBANON
Five Year Capital Improvement Plan
 General Capital Improvement Fund
 Fund Code 408-0100

Project Name/Description	Project Number	Two Year Effort		Five Year Plan				
		2022	2023	2024	2025	2026	2027	2028
		<i>Funded (\$1000's)</i>		<i>Planned (\$1000's)</i>				
Roadway Improvements:								
City Funded Projects								
Resurfacing of Streets	408R-0007	\$1,850.0	\$2,150.0	\$735.1	\$1,688.2	\$1,444.9	\$2,629.8	\$1,788.4
Concrete Program	408R-0008	\$1,494.0	\$1,245.0	\$823.9	\$2,379.9	\$1,795.0	\$2,419.78	\$2,211.6
ODOT Infrastructure Bank Payments		\$80.7						
Sycamore St. Reconstruction - Silver to Mulberry	408R-0057							
Keever Street	408R-0068							
W Warren/Canal St.	408R-0069				\$60.0		\$557.0	
Cedar St/Crescent Ct	408R-0074					\$741.6		
Wright Avenue	408R-0075							
Park Avenue	408R-0076		\$45.0		\$592.9			
Ward Street	408R-0077			\$50.0		\$409.0		
US42 Drainage Improvements	408R-0081	\$220.0						
West Downtown Street Improvements Phase 1*	408R-0083							
West Downtown Street Improvements Phase 2**	408R-0084							
Roadway Improvements Subtotal:		\$3,644.7	\$3,440.0	\$1,608.9	\$4,721.0	\$4,390.5	\$5,606.6	\$4,000.0

*Ross, N Harrison, S Harrison, & Coyne



CITY OF LEBANON
Five Year Capital Improvement Plan
 General Capital Improvement Fund
 Fund Code 408-0100

Project Name/Description	Project Number	Two Year Effort		Five Year Plan				
		2022	2023	2024	2025	2026	2027	2028
		<i>Funded (\$1000's)</i>		<i>Planned (\$1000's)</i>				
Roadway Improvements Subtotal:		\$3,644.7	\$3,440.0	\$1,608.9	\$4,721.0	\$4,390.5	\$5,606.6	\$4,000.0
CDBG Eligible Projects								
Cherry St. Reconstruction (see OPWC)	408R-0066							
Cedar St. / Crescent Reconstruction								
OPWC Projects								
Mechanic Street Warren to End	408R-0071	\$706.5						
Cherry Street Reconstruction (Main to New)	408R-0066		\$1,750.0					
Glosser Road Widening	408R-0065	\$230.0		\$3,100.0				
Suncrest/Meadow Reconstruction	408R-0086				\$100.0		\$876.8	
2025 UPP	408R-0080		\$150.0		\$3,450.2			
S.R. 63 Widening						See Below		
Franklin Road Reconstruction	408r-0087					\$400.0		\$3,679.5
STP Projects								
ODOT Urban Paving Program 2023	408R-0078		\$4,430.7					
ODOT Urban Paving Program 2024	408R-0079	\$150.0		\$2,650.0				
SR 63 Widening	408R-0085			\$550.0		\$7,500.0		
Safety Funds								
Mason-Morrow-Millgrove Road Imp	408R-0082			\$2,336.1				
Roadway Improvements Total:		\$4,731.2	\$9,770.7	\$10,245.0	\$8,271.2	\$12,290.5	\$6,483.4	\$7,679.5



CITY OF LEBANON
Five Year Capital Improvement Plan
 General Capital Improvement Fund
 Fund Code 408-0100

Project Name/Description	Two Year Effort				Five Year Plan									
	2022		2023		2024		2025		2026		2027		2028	
	Funded (\$1000's)				Planned (\$1000's)									
Program	Paving	Conc	Paving	Conc	Paving	Conc	Paving	Conc	Paving	Conc	Paving	Conc	Paving	Conc
Preventative Paving	\$0.0	--	\$0.0	--	\$0.0	--	\$0.0	--	\$0.0	--	\$0.0	--	\$0.0	--
Sawmill Circle	\$75.0	\$48.5												
North Lane	\$96.5	\$103.0												
Country Creek Drive	\$206.8	\$166.9												
Quail Court	\$56.2	\$49.7												
French Run Court	\$60.4	\$57.8												
Creekside Drive	\$67.6	\$57.2												
Ridge Rd.	\$97.4	\$86.4												
Grandview Ave.	\$120.9	\$184.5												
Jilora Ct.	\$41.0	\$20.3												
Ridgeway Court	\$25.9	\$51.6												
Holbrook Avenue and Holbrook Court	\$250.0	\$370.0												
Rough Way (Main to 91 Rough Way)	\$46.9	\$92.5												
Sandtrap Court	\$11.3	\$15.7												
Green Court	\$10.3	\$15.0												
Walden Court	\$25.3	\$26.9												
Clubhouse Lane	\$171.4	\$140.0												
Resurfacing Program Subtotal:	\$1,362.8	\$1,486.1	\$0.0	\$0.0	\$0.0	\$0.0	\$0.0	\$0.0	\$0.0	\$0.0	\$0.0	\$0.0	\$0.0	\$0.0



CITY OF LEBANON
Five Year Capital Improvement Plan
 General Capital Improvement Fund
 Fund Code 408-0100

Project Name/Description	Two Year Effort				Five Year Plan									
	2022		2023		2024		2025		2026		2027		2028	
	<i>Funded (\$1000's)</i>				<i>Planned (\$1000's)</i>									
Program -Continued-	Paving	Conc	Paving	Conc	Paving	Conc	Paving	Conc	Paving	Conc	Paving	Conc	Paving	Conc
Resurfacing Program Subtotal	\$1,362.8	\$1,486.1	\$0.0	\$0.0	\$0.0	\$0.0	\$0.0	\$0.0	\$0.0	\$0.0	\$0.0	\$0.0	\$0.0	\$0.0
E Mulberry Street (Cherry to Mound)			\$257.4	\$204.0										
Summit Street (Glenview to End)			\$373.8	\$226.5										
Oak Street (Highland to Southline)			\$176.4	\$131.5										
Cook Road (Bypass 48 to Corp)			\$351.6	\$188.1										
W Orchard Avenue			\$270.5	\$73.9										
E Silver Street (Mound to East)			\$575.7	\$303.8										
LaLuz Boulevard			\$90.8	\$114.0										
Catalpa Ridge Drive			\$105.7	\$82.1										
Lance Court			\$30.8	\$21.3										
Taft Drive			\$124.0	\$79.7										
Grant Drive			\$96.5	\$55.5										
Resurfacing Program Subtotal	\$1,362.8	\$1,486.1	\$2,453.2	\$1,480.4	\$0.0	\$0.0	\$0.0	\$0.0	\$0.0	\$0.0	\$0.0	\$0.0	\$0.0	\$0.0



CITY OF LEBANON
Five Year Capital Improvement Plan
 General Capital Improvement Fund
 Fund Code 408-0100

Project Name/Description	Two Year Effort				Five Year Plan									
	2022		2023		2024		2025		2026		2027		2028	
	<i>Funded (\$1000's)</i>				<i>Planned (\$1000's)</i>									
Program -Continued-	Paving	Conc	Paving	Conc	Paving	Conc	Paving	Conc	Paving	Conc	Paving	Conc	Paving	Conc
Resurfacing Program Subtotal	\$1,362.8	\$1,486.1	\$0.0	\$0.0	\$0.0	\$0.0	\$0.0	\$0.0	\$0.0	\$0.0	\$0.0	\$0.0	\$0.0	\$0.0
Crossings Drive					\$11.6	\$21.3								
Grandstone Ct.					\$112.3	\$85.2								
Dogwood Ct.					\$21.5	\$16.6								
Hampton Ct.					\$67.4	\$48.0								
Grandin Ln.					\$13.0	\$15.0								
Pond Court					\$36.8	\$30.1								
Carmargo Ct.					\$20.5	\$20.8								
Mechanic Street - Orchard to South					\$156.4	\$95.9								
Stone Ridge Lane					\$82.8	\$136.6								
Evergreen Park Lane					\$62.7	\$100.6								
Whispering Pine Way					\$62.9	\$108.0								
Greengate Drive					\$87.0	\$145.7								
Resurfacing Program Subtotal	\$1,362.8	\$1,486.1	\$0.0	\$0.0	\$735.1	\$823.9	\$0.0	\$0.0	\$0.0	\$0.0	\$0.0	\$0.0	\$0.0	\$0.0



CITY OF LEBANON
Five Year Capital Improvement Plan
 General Capital Improvement Fund
 Fund Code 408-0100

Project Name/Description	Two Year Effort				Five Year Plan									
	2022		2023		2024		2025		2026		2027		2028	
	<i>Funded (\$1000's)</i>				<i>Planned (\$1000's)</i>									
Program -Continued-	Paving	Conc	Paving	Conc	Paving	Conc	Paving	Conc	Paving	Conc	Paving	Conc	Paving	Conc
Resurfacing Program Subtotal	\$1,362.8	\$1,486.1	\$2,453.2	\$1,480.4	\$735.1	\$823.9	\$0.0	\$0.0	\$0.0	\$0.0	\$0.0	\$0.0	\$0.0	\$0.0
Countryside Drive							\$336.0	\$56.4						
Fox Hollow Dr.							\$51.1	\$117.6						
Thorny Ridge Trail							\$93.0	\$190.6						
Shady Lane							\$19.6	\$56.7						
Olde Stone Ct.							\$34.0	\$66.0						
Woodstone Way							\$36.0	\$65.3						
Thistle Ln.							\$31.1	\$135.5						
Briargate Dr.							\$90.0	\$98.7						
Homestead Dr.							\$18.9	\$210.7						
Chestnut Ct.							\$16.5	\$23.2						
Summerwood Ct.							\$47.9	\$279.9						
Autumnwind Dr.							\$51.1	\$204.9						
Black Horse Run							\$39.7	\$27.6						
Laurel Brook Way							\$14.2	\$12.9						
Weathervane Way							\$24.6	\$17.4						
Garden Gate Lane							\$24.6	\$22.7						
Village Park Drive							\$106.7	\$76.9						
Leather Leaf Ln.							\$109.1	\$79.2						
Fieldstone Way							\$33.5	\$22.5						
Harvest Run							\$53.0	\$46.2						
Calderwood Ct.							\$31.2	\$56.0						
Oleander Ct.							\$43.7	\$68.0						
Teakwood Ct.							\$22.5	\$27.7						
Owlwood Ct.							\$12.7	\$23.9						
Mimosa Ct.							\$12.4	\$24.9						
Arrowwood Ct.							\$18.9	\$26.5						
Hunter's Run							\$166.5	\$141.6						
Belvedere Dr							\$77.4	\$80.2						
Phasant Run							\$20.2	\$47.5						
Tamarack Ct							\$52.0	\$72.8						
Resurfacing Program Total	\$0.0	\$0.0	\$0.0	\$0.0	\$0.0	\$0.0	\$1,688.2	\$2,379.9	\$0.0	\$0.0	\$0.0	\$0.0	\$0.0	\$0.0



CITY OF LEBANON
Five Year Capital Improvement Plan
 General Capital Improvement Fund
 Fund Code 408-0100

Project Name/Description	Two Year Effort				Five Year Plan									
	2022		2023		2024		2025		2026		2027		2028	
	<i>Funded (\$1000's)</i>				<i>Planned (\$1000's)</i>									
Program -Continued-	Paving	Conc	Paving	Conc	Paving	Conc	Paving	Conc	Paving	Conc	Paving	Conc	Paving	Conc
Resurfacing Program Subtotal	\$0.0	\$0.0	\$0.0	\$0.0	\$0.0	\$0.0	\$1,688.2	\$2,379.9	\$0.0	\$0.0	\$0.0	\$0.0	\$0.0	\$0.0
Carson (Lawndale to Wildwood)									\$199.1	\$160.7				
Carson (Wildwood to Lake Forest)(FDR)									\$241.7	\$314.1				
Lake Bluff Court (FDR)									\$121.8	\$167.0				
Lake Forest Drive (FDR)									\$221.8	\$283.4				
Wildwood Court (FDR)									\$122.5	\$179.4				
Farview Avenue									\$159.3	\$377.6				
Lake Front Drive (North of Lake Shore)									\$67.6	\$54.7				
Lake Front (South of Lake Shore)									\$85.3	\$60.6				
Lake Pointe Court									\$19.9	\$16.1				
Lakeview Court									\$12.4	\$13.7				
Lake Knoll Court									\$13.5	\$14.6				
Lake Shore Drive									\$37.4	\$39.3				
Lake Field Drive									\$30.8	\$25.5				
Lake Haven Court									\$43.2	\$31.3				
Lake Meadow Court									\$30.0	\$22.1				
Lake Hill Drive									\$26.9	\$21.6				
Lake Wood Court									\$11.7	\$13.2				
Resurfacing Program Total	\$0.0	\$0.0	\$0.0	\$0.0	\$0.0	\$0.0	\$1,688.2	\$2,379.9	\$1,444.9	\$1,795.0	\$0.0	\$0.0	\$0.0	\$0.0



CITY OF LEBANON
Five Year Capital Improvement Plan
 General Capital Improvement Fund
 Fund Code 408-0100

Project Name/Description	Two Year Effort				Five Year Plan									
	2022		2023		2024		2025		2026		2027		2028	
	Funded (\$1000's)				Planned (\$1000's)									
Program -Continued-	Paving	Conc	Paving	Conc	Paving	Conc	Paving	Conc	Paving	Conc	Paving	Conc	Paving	Conc
Resurfacing Program Subtotal	\$0.0	\$0.0	\$0.0	\$0.0	\$0.0	\$0.0	\$1,688.2	\$2,379.9	\$1,444.9	\$1,795.0	\$0.0	\$0.0	\$0.0	\$0.0
Deerfield Road (East to Wright)											\$398.6	\$382.4		
East Street (Main to Deerfield)											\$708.2	\$616.8		
McKinley Boulevard											\$82.0	\$50.0		
Silverwood Farms Drive											\$91.7	\$179.7		
Oaktree Court											\$29.1	\$56.6		
Elmwood Court											\$24.5	\$42.2		
Woodlawn Court											\$15.3	\$25.6		
Hawthorne Hill Drive											\$29.4	\$51.6		
Apple Blossom Court											\$16.9	\$30.0		
Cherry Hill Lane											\$128.3	\$243.0		
Henkle Drive											\$322.3	\$173.9		
Homan Road											\$102.8	\$59.9		
Kerns Drive											\$332.4	\$249.0		
Edmon Court											\$64.5	\$52.4		
Mane Way											\$123.8	\$75.3		
Turton Drive											\$31.5	\$20.3		
Monroe Road (48 to Horseshoe Falls)											\$128.5	\$111.0		
Resurfacing Program Total	\$0.0	\$0.0	\$0.0	\$0.0	\$0.0	\$0.0	\$1,688.2	\$2,379.9	\$1,444.9	\$1,795.0	\$2,629.8	\$2,419.8	\$0.0	\$0.0



CITY OF LEBANON
Five Year Capital Improvement Plan
 General Capital Improvement Fund
 Fund Code 408-0100

Project Name/Description	Project Number	Two Year Effort		Five Year Plan				
		2022	2023	2024	2025	2026	2027	2028
		Funded (\$1000's)		Planned (\$1000's)				
ESTIMATED GRANT REVENUE								
OPWC Grant								
Summit and Highland Reconstruction	408R-0064							
New Street Reconstruction	408R-0062	\$450.0						
Mechanic Street Reconstruction	408R-0071	\$207.8	\$200.0					
Cherry Street Reconstruction	408R-0066		\$450.0	\$450.0				
Glosser Road Widening	408R-0065			\$450.0	\$450.0			
Suncrest/Meadow Reconstruction							\$225.0	\$225.0
Urban Paving Program 2025	408R-0080				\$800.0			
N Broadway Corridor	408R-0086			\$125.0	\$125.0			
SR 63 Widening						\$450.0	\$450.0	
Franklin Street Reconstruction								\$900.0
CDBG								
Summit/Highland Reconstruction	408R-0064							
Cherry Street Reconstruction	408R-0066		\$300.0					
Cedar / Crescent St. Reconstruction	408R-0084					\$200.0		
STP								
Urban Paving Program 2023	408R-0078		\$1,271.2					
Urban Paving Program 2024	408R-0079			\$672.8				
SR 63 Widening (Parkside to Black Barn)	408R-0085					\$5,250.0		
Total Estimated Grant Revenue		\$657.8	\$2,221.2	\$1,697.8	\$1,375.0	\$5,900.0	\$675.0	\$1,125.0



CITY OF LEBANON
Five Year Capital Improvement Plan
 General Capital Improvement Fund
 Fund Code 408-0100

Project Name/Description	Project Number	Two Year Effort		Five Year Plan				
		2022	2023	2024	2025	2026	2027	2028
		<i>Funded (\$1000's)</i>		<i>Planned (\$1000's)</i>				
Grant Revenue Subtotal		\$657.8	\$2,221.2	\$1,697.8	\$1,375.0	\$5,900.0	\$675.0	\$1,125.0
ODOT Safety Funds								
Mason Morrow Millgrove Improvements	408R-0082			\$1,851.0				
ODOT Urban Paving Program Reimbursements								
Urban Paving Program 2023	408R-0078							
Urban Paving Program 2024	408R-0079							
Urban Paving Program 2025	408R-0080							
Total Estimated Grant Revenue		\$657.8	\$2,221.2	\$3,548.8	\$1,375.0	\$5,900.0	\$675.0	\$1,125.0



CITY OF LEBANON
Five Year Capital Improvement Plan
 General Capital Improvement Fund
 Fund Code 408-0100

Project Name/Description	Project Number	Two Year Effort		Five Year Plan				
		2022	2023	2024	2025	2026	2027	2028
		<i>Funded (\$1000's)</i>		<i>Planned (\$1000's)</i>				
Fleet Replacement								
Police Cars	408V-0001	\$120.0	\$185.0	\$200.0	\$205.0	\$215.0	\$215.0	\$180.0
General Administration Vehicles	408V-0004	\$42.0	\$105.0	\$45.0	\$0.0	\$40.0	\$80.0	\$0.0
Streets Vehicles / Equipment	408V-0015	\$319.0	\$280.0	\$300.0	\$275.0	\$255.0	\$230.0	\$130.0
Parks Vehicles / Equipment	408V-0016	\$126.0	\$136.0	\$180.0	\$110.0	\$30.0	\$125.0	\$90.0
Fleet Replacement		\$607.0	\$706.0	\$725.0	\$590.0	\$540.0	\$650.0	\$400.0



CITY OF LEBANON
Five Year Capital Improvement Plan
 General Capital Improvement Fund
 Fund Code 408-0100

Project Name/Description	Project Number	Two Year Effort		Five Year Plan				
		2022	2023	2024	2025	2026	2027	2028
		<i>Funded (\$1000's)</i>		<i>Planned (\$1000's)</i>				
Facilities Improvements								
City Hall Rear Penthouse Brick Tuckpointing and Sealing		\$50.0			\$50.0			
City Hall Clock Tower Improvements								
City Hall Upstairs Interior Renovations								
City Hall Brick Improvements					\$100.0	\$75.0	\$75.0	
Academy Building A/C Upgrades			\$25.0					
Cemetery House Roof/Gutters			\$15.0					
Parks Roof Upgrades				\$40.0				\$100.0
General Building Repairs								
<i>Rail Bridge 2.10 Replacement</i>					\$1,900.0			
Facilities Improvements (Not Including Rail Bridge to be funded out of 410):		\$50.0	\$40.0	\$40.0	\$150.0	\$75.0	\$75.0	\$100.0



CITY OF LEBANON
Five Year Capital Improvement Plan
 General Capital Improvement Fund
 Fund Code 408-0100

Project Name/Description	Project Number	Two Year Effort		Five Year Plan				
		2022	2023	2024	2025	2026	2027	2028
		<i>Funded (\$1000's)</i>		<i>Planned (\$1000's)</i>				
General Capital								
Tree Program	408M-0001	\$20.0	\$20.0	\$20.0	\$20.0	\$20.0	\$20.0	\$20.0
Computer Equipment	408M-0003	\$75.0	\$182.5	\$150.0	\$150.0	\$160.0	\$160.0	\$160.0
Facility Repair	408M-0005	\$40.0	\$80.0	\$150.0	\$75.0	\$75.0	\$75.0	\$100.0
Streetscape Materials/Decorations	408M-0010	\$5.0	\$5.0	\$5.0	\$5.0	\$5.0	\$5.0	\$5.0
Railroad Repair	408M-0015	\$180.0	\$180.0	\$180.0	\$180.0	\$180.0	\$180.0	\$180.0
Traffic Signal Improvements	408M-0027	\$25.0	\$25.0	\$25.0	\$25.0	\$25.0	\$25.0	\$25.0
Fleet Replacement	408M-0032	\$500.0	\$643.0	\$540.0	\$590.0	\$600.0	\$370.0	\$400.0
Bridge Rehabilitation	408M-0035	\$50.0	\$50.0	\$50.0	\$50.0	\$50.0	\$50.0	\$50.0
General Capital Total:		\$895.0	\$1,185.5	\$1,120.0	\$1,095.0	\$1,115.0	\$885.0	\$940.0



CITY OF LEBANON
Five Year Capital Improvement Plan
 General Capital Improvement Fund
 Fund Code 408-0100

Project Name/Description	Two Year Effort		Five Year Plan				
	2022	2023	2024	2025	2026	2027	2028
	Funded (\$1000's)		Planned (\$1000's)				
TOTAL CAPITAL							
Roadway Improvements	\$4,731.2	\$9,770.7	\$10,245.0	\$8,271.2	\$12,290.5	\$6,483.4	\$7,679.5
General Capital	\$895.0	\$1,185.5	\$1,120.0	\$1,095.0	\$1,115.0	\$885.0	\$940.0
Estimated Change Orders			\$150.0	\$150.0	\$150.0	\$150.0	\$150.0
TOTAL CAPITAL EXPENSE	\$5,626.2	\$10,956.2	\$11,515.0	\$9,516.2	\$13,555.5	\$7,518.4	\$8,769.5
Estimated Non-Grant Revenue*	\$4,923.8	\$5,190.0	\$5,397.6	\$5,613.5	\$5,838.0	\$6,071.6	\$6,314.4
CVT Funds		\$91.0	\$90.0	\$90.0	\$90.0	\$90.0	\$90.0
Street Fund (Fund 202) Resurfacing	\$10.0	\$200.0	\$200.0	\$200.0	\$200.0	\$200.0	\$200.0
Revenue from Rail Operation	\$44.8	\$50.0	\$50.0	\$100.0	\$50.0	\$50.0	\$50.0
Estimated Grant Revenue	\$657.0	\$2,221.0	\$3,548.8	\$1,375.0	\$5,900.0	\$675.0	\$1,125.0
Sale of Debt							
Revenue from Other Funds (Impact)	\$300.0	\$750.0	\$800.0	\$600.0	\$600.0	\$600.0	\$600.0
Stormwater Fees	\$300.0	\$400.0	\$300.0	\$300.0	\$300.0	\$325.0	\$350.0
Urban Paving Program ODOT Cost Share		\$2,469.1	\$1,043.0	\$1,104.0			
TOTAL ESTIMATED REVENUE	\$6,235.6	\$11,371.1	\$11,429.4	\$9,382.5	\$12,978.0	\$8,011.6	\$8,729.4
Net Change in Cash Reserves	\$609.4	\$414.9	-\$85.6	-\$133.7	-\$577.5	\$493.2	-\$40.0
Projected Year End CIF Balance	\$2,031.0	\$2,445.9	\$2,360.3	\$2,226.5	\$1,649.0	\$2,142.2	\$2,102.2

* 4% annual growth



CITY OF LEBANON
Five Year Capital Improvement Plan
Parks and Recreation Fund
Fund Code 101-6210

Project Name/Description	Project Number	Two Year Effort		Five Year Plan				
		2022	2023	2024	2025	2026	2027	2028
		Funded (\$1000's)		Planned (\$1000's)				
Park & Recreation Improvements								
Misc. Improvements		\$15.0	\$50.0	\$50.0	\$50.0	\$50.0	\$50.0	\$50.0
Drainage / Resurfacing / Parking Improvements - LSC	101-0002							
<i>Lebanon Bike Park</i>	408M-0036	\$225.0						
Replace Ball Field Fencing	101-0003			\$50.0				
Harmon Playground Replacement	101-0006	\$350.0						
<i>Lebanon - Countryside YMCA Trail Extension - North</i>	101-0013	\$600.0						
<i>Bowman Trail Loop</i>	101-0018	\$145.0			\$1,600.0			
<i>N. Broadway Separated Trail</i>	101-0019			\$1,750.0				
Miller Park Restrooms	101-0014	\$350.0						
<i>Picnic Park Playground Development</i>	101-0012		\$290.0					
<i>Lebanon Trail Extension over Bypass 48</i>	101-0015	\$1,200.0						
Bicentennial Park Stage	101-0016			\$200.0				
Install Turf Infields	101-0020						\$400.0	
Downtown Connection Bike Path	101-0017							\$1,750.0
Parkside Trail			\$2,090.0					
Pickleball Courts					\$300.0			
Colonial Park East Concession Stand Replacement				\$75.0		\$500.0		
Park & Recreation Total		\$2,885.0	\$2,430.0	\$2,050.0	\$1,950.0	\$550.0	\$450.0	\$1,800.0

N Broadway Trail involves OPWC, Federal Funding, ODOT Safety Fund
Bowman Trail involves TA and COTF grants



CITY OF LEBANON
Five Year Capital Improvement Plan
 Electric Capital Fund
 Fund Code 609-6460

Project Name/Description	Project Number	Two Year Effort		Five Year Plan				
		2022	2023	2024	2025	2026	2027	2028
		<i>Funded (\$1000's)</i>		<i>Planned (\$1000's)</i>				
Electric System Improvement								
Generation Improvements	609-0040		\$12,000.0	\$12,000.0				
Trans. - Southern Industrial Parks	609-0020							
Transmission - North Loop Extension	609-0021							
Transmission - Increase Capacity	609-0029							
Replace AMR	609-0031		\$500.0	\$500.0	\$500.0	\$500.0		
Electric Green Barn Replacement	609-0032							
Substation - Glosser Sub Rebuild	609-0010	\$3,000.0	\$3,000.0					
Substation - Monroe Sub Rebuild	609-0028	\$150.0	\$150.0	\$120.0			\$3,000.0	\$3,000.0
Substation - Columbia / Mills Road	609-0027							
Distribution-Southern Industrial Parks	609-0022							
Fiber Optic Improvements	609-0025	\$50.0	\$50.0	\$50.0	\$50.0	\$50.0	\$50.0	\$50.0
Distribution System Improvements	609-0004	\$500.0	\$560.0	\$600.0	\$630.0	\$650.0	\$680.0	\$710.0
Distribution System Expansion	609-0005	\$300.0	\$350.0	\$400.0	\$450.0	\$480.0	\$520.0	\$550.0
Vehicle Replacement	609-0030	\$235.0	\$417.1	\$400.0	\$340.0	\$230.0	\$385.0	\$270.0
Electric System Totals:		\$4,235.0	\$17,027.1	\$14,070.0	\$1,970.0	\$1,910.0	\$4,635.0	\$4,580.0



CITY OF LEBANON
Five Year Capital Improvement Plan
 Water Fund
 Fund Code 610-6530

Project Name/Description	Project Number	Two Year Effort		2024	2025	Five Year Plan		
		2022	2023			2026	2027	2028
		Funded (\$1000's)				Planned (\$1000's)		
Water Distribution System								
Pleasant St. Water Main	610-0101						\$816.7	
Glenview - Ridge to Summit (north)	610-0103							
Ridge Rd. - Summit to Glenview	610-0078				\$190.0			
Ridge Road WM Replacement (Columbus to Glenview)	610-0112							
Franklin Rd. Water Main-W. Silver to Cemetery	610-0082							\$1,063.0
N Broadway Water Main Design	610-0129							
N. Broadway-Suncrest 926 N Broadway	610-0083			\$1,030.0				
N Broadway -926 N Broadway to Miller	610-0115			\$920.0				
Cherry St. Water Main	610-0108		\$525.0					
Ridgewood Lane	610-0100				\$167.0			
Grandview Ave.	610-0105					\$236.0		
Suncrest Drive	610-0130						\$370.0	
Eastview Dr.	610-0106							
Meadow Lane (Monroe south to CDS)	610-0131						\$252.1	
Water Distribution Subtotals:		\$0.0	\$525.0	\$1,950.0	\$357.0	\$236.0	\$1,438.8	\$1,063.0



CITY OF LEBANON
Five Year Capital Improvement Plan
 Water Fund
 Fund Code 610-6530

Project Name/Description	Project Number	Two Year Effort		2024	2025	Five Year Plan		
		2022	2023			2026	2027	2028
		Funded (\$1000's)				Planned (\$1000's)		
Water Distribution System								
Water Distribution Subtotal		\$0.0	\$525.0	\$1,950.0	\$357.0	\$236.0	\$1,438.8	\$1,063.0
E. Fairview Dr.	610-0107							
New Street WM Replacement	610-0111							
Crestview WM Replacement (Oak to Ridge)	610-0113				\$450.0			
Mulberry Street (Cherry to Mound)	610-0114	\$900.0						
Hillview - East to Maple	610-0069							
Keever Street	610-0117							
Canal/ W Warren	610-0118							
Cedar/Crescent	610-0119					\$354.0		
Wright Avenue	610-0120							
Park Avenue	610-0121				\$199.0			
Ward Street	610-0122					\$161.8		
West Downtown Street Improvements	610-0123					\$10.0		
Vehicle Replacement	610-0092							
AMI Node Replacements	610-0124		\$190.0	\$190.0	\$190.0	\$190.0		
Composite Tank Painting	610-0125		\$300.0					
Logo Tower Painting	610-0126				\$335.0			
Warrior Tower Painting	610-0127					\$375.0		
Home Depot Tank Overcoat-Interior Painting	610-0128						\$300.0	
Water Distribution System Totals:		\$900.0	\$1,015.0	\$2,140.0	\$1,531.0	\$1,326.8	\$1,738.8	\$1,063.0



CITY OF LEBANON
Five Year Capital Improvement Plan
 Sanitary Sewer Fund
 Fund Code 611-6630

Project Name/Description	Project Number	Two Year Effort		Five Year Plan				
		2022	2023	2024	2025	2026	2027	2028
		<i>Funded (\$1000's)</i>		<i>Planned (\$1000's)</i>				
Sanitary Sewer System								
Sanitary Sewer Collection Program	611-0005	\$50.0	\$50.0	\$50.0	\$50.0	\$50.0		
Easement between Broadway & Mechanic	611-0037							
Sage St. - Lining	611-0066							
New Street	611-0079							
Sycamore Street Reconstruction	611-0091							
Hillview Alley Lining	611-0070							
Mechanic Street Reconstruction	611-0072	\$135.0						
Pleasant Street Reconstruction							\$681.0	
Suncrest Drive							\$300.0	
Meadow Lane (Monroe south to CDS)							\$268.7	
Sanitary Sewer System Totals:		\$185.0	\$50.0	\$50.0	\$50.0	\$50.0	\$1,249.7	\$0.0



CITY OF LEBANON
Five Year Capital Improvement Plan
 Sanitary Sewer Fund
 Fund Code 611-6630

Project Name/Description	Project Number	Two Year Effort		Five Year Plan				
		2022	2023	2024	2025	2026	2027	2028
		<i>Funded (\$1000's)</i>		<i>Planned (\$1000's)</i>				
Sanitary Sewer System								
Sanitary Sewer Subtotal		\$185.0	\$50.0	\$50.0	\$50.0	\$50.0	\$1,249.7	\$0.0
Ridge Rd. (Summit to Glenview) Lining	611-0056							
Reeders Run Sanitary Sewer (Black Barn)	611-0058							
S. Mechanic St. Sanitary Sewer	611-0059							
Sycamore St. Exposed Sanitary Sewer	611-0060							
Turtle Creek Exposed Trunk - South of Main St	611-0062							
Cherry St. Sanitary	611-0071		\$446.0					
Keever Street	611-0073							
Canal/ W Warren	611-0074				\$143.8			
Cedar/Crescent	611-0075					\$362.0		
Wright Avenue	611-0076							
Park Avenue	611-0077				\$131.6			
Ward Street	611-0078					\$25.0		
West Downtown Street Improvements	611-0091					\$10.0		
AMI Node Replacements	611-0092		\$190.0	\$190.0	\$190.0	\$190.0		
521 Katherine Ave Lining (thru side yard to Westview Court)	611-094							\$55.0
Sanitary Sewer System Totals:		\$185.0	\$686.0	\$240.0	\$515.4	\$637.0	\$1,249.7	\$55.0



CITY OF LEBANON
Five Year Capital Improvement Plan
 Sanitary Sewer Fund
 Fund Code 611-6630

Project Name/Description	Project Number	Two Year Effort		Five Year Plan				
		2022	2023	2024	2025	2026	2027	2028
		<i>Funded (\$1000's)</i>		<i>Planned (\$1000's)</i>				
Sanitary Sewer System								
Sanitary Sewer Subtotal		\$185.0	\$686.0	\$240.0	\$515.4	\$637.0	\$1,249.7	\$55.0
McBurney Sewer Lining								
Clover Lane	611-0085		\$55.0					
West Lane - 809 to 825	611-0086		\$80.0					
West Lane Tie-in to 1013 McBurney	611-0087		\$160.0					
831 West Lane to 911 McBurney	611-0088				\$250.0			
West Concord to 809 West Lane	611-0089				\$185.0			
West Concord to 126 Hickory Lane	611-0090				\$220.0			
Glosser Road Pump Station	611-0093	\$7,000.0						
WWTP								
UV System Replacement	611-0080							
Wastewater Plant Improvements - Sludge Digesters	611-0017							
WWTP Aeration Improvements	611-0049		\$375.0	\$375.0	\$375.0	\$375.0		
Admin Building Renovations	611-0081							
WWTP Paving	611-0082							
Non-Potable Water Pump Improvements	611-0083							
Belt Filter Press Replacement	611-0084							\$1,000.0
Sanitary Sewer System Totals:		\$7,185.0	\$1,356.0	\$615.0	\$1,545.4	\$1,012.0	\$1,249.7	\$1,055.0



CITY OF LEBANON
Five Year Capital Improvement Plan
 Stormwater Fund
 Fund Code 615-6150

Project Name/Description	Project Number	Two Year Effort		Five Year Plan				
		2022	2023	2024	2025	2026	2027	2028
		<i>Funded (\$1000's)</i>		<i>Planned (\$1000's)</i>				
Storm Water Fund								
Walnut Street Storm Sewer	615-0003							
Drainage Improvements	615-0007	\$50.0	\$50.0	\$50.0	\$50.0	\$50.0	\$75.0	\$75.0
Catch Basin Replacement	615-0008	\$75.0	\$75.0	\$75.0	\$75.0	\$75.0	\$100.0	\$100.0
Curb Replacement	615-0011	\$250.0	\$250.0	\$250.0	\$300.0	\$250.0	\$300.0	\$300.0
Ward Street Reconstruction	615-0060					\$100.0		
Colonial Park Regional Pond Expansion	615-0040				\$100.0			
Mechanic Street Reconstruction	615-0061	\$150.0						
Glosser Rd. Storm Sewer	615-0048			\$200.0				
Cherry St. Storm Sewer	615-0049		\$200.0					
2023 Urban Paving Program	615-0058		\$200.0					
2024 Urban Paving Program	615-0050			\$200.0				
2025 Urban Paving Program	615-0059				\$200.0			
Pleasant Street Storm Sewer	615-0051					\$250.0		
Creek Improvements	615-0052	\$25.0	\$75.0	\$75.0	\$75.0	\$75.0		
West Downtown Street Improvements	615-0053						\$200.0	
W Main Street Well Field Drain Tile	615-0054	\$140.0						
Storm Water Improvements Total		\$690.0	\$850.0	\$850.0	\$800.0	\$800.0	\$675.0	\$475.0



CITY OF LEBANON
Five Year Capital Improvement Plan
 Stormwater Fund
 Fund Code 615-6150

Project Name/Description	Project Number	Two Year Effort		Five Year Plan				
		2022	2023	2024	2025	2026	2027	2028
		<i>Funded (\$1000's)</i>		<i>Planned (\$1000's)</i>				
Storm Water Fund								
Storm Water Improvements Subtotal		\$690.0	\$850.0	\$850.0	\$800.0	\$800.0	\$675.0	\$475.0
Park Avenue Reconstruction	615-0055		\$100.0					
Cedar/Crescent Reconstruction	615-0056					\$100.0		
Suncrest/Meadow Reconstruction	615-0057						\$300.0	
Franklin Rd. Reconstruction	615-0058							\$400.0
Storm Water Improvements Total		\$690.0	\$950.0	\$850.0	\$800.0	\$900.0	\$975.0	\$875.0



**GENERAL
ADMINISTRATION
5-YR VEHICLE
REPLACEMENT PLAN**

		2-YR PLAN		5-YR PLAN				
<i>Administration Vehicles</i>		2022	2023	2024	2025	2026	2027	2028
AM-17-01	2017 Chevy Impala							
AM-1901	2019 Jeep Cherokee							
BMS-2101	2021 Jeep Cherokee							
SW-0801	2008 Chevrolet Trail Blazer (PW transfer)					\$40.00		
E-1201	2012 GMC Sierra 1500		\$55.00					
E-002	2005 Chevrolet Van			\$45.00				
BMS-1501	2015 Chevrolet Silverado 4x4						\$ 80.0	
BM-005	2004 Ford Explorer 4x4 (to be sold 2023)							
AM-2201	2023 Chevy Tahoe	\$42.00						
IT-0701	2007 Chevrolet Uplander Van		\$50.00					
ST-1401	2014 GMC Sierra Crew Cab 4WD							
E-2001	2020 GMC Sierra Crew Cab 4WD							
ST-1401	Haulin Trailer (to be sold 2023)							
	Total Sub-Type	\$42.00	\$105.00	\$45.00	\$0.00	\$40.00	\$80.0	\$0.0
Vehicle Replacement Total		\$42.0	\$105.0	\$45.0	\$0.0	\$40.0	\$80.0	\$0.0



**STREETS DIVISION
5-YR VEHICLE
REPLACEMENT PLAN**

STREETS DIVISION		2-YR PLAN		5-YR PLAN				
		2022	2023	2024	2025	2026	2027	2028
Pick-up Trucks								
SS-0703	2008 F-350		\$65.0					
SS-0706	2008 F-250		\$65.0					
SS-1101	2011 GMC Sierra 3500					\$125.0		
	Total Sub-Type	\$0.0	\$130.0	\$0.0	\$0.0	\$125.0	\$0.0	\$0.0
Dump Trucks								
PWS-1902	2019 Western Star Dump							
SS-1601	2016 Western Star Dump							
SS-1705	2018 Western Star Dump							
SS-1701	2017 Western Star Tandem							
SS-1706	2018 Western Star Dump							
SS-1304	2013 Ford F550							\$130.0
PWS-2101	2021 Chevrolet 5500	\$105.0						
SS-0702	2007 GMC-4500					\$130.0		
PWS-2201	2023 Western Star Dump	\$209.0						
PWS-2003	2020 Chevrolet 5500							
SS-1001	2010 Int. Dump				\$240.0			
	Total Sub-Type	\$314.0	\$0.0	\$0.0	\$240.0	\$130.0	\$0.0	\$130.0
Miscellaneous Equipment								
		2022	2023	2024	2025	2026	2027	2028



**PARKS DIVISION
5-YR VEHICLE REPLACEMENT
PLAN**

PARKS - CEMETERY		2 YR PLAN		5 YR PLAN				
<i>Miscellaneous Equipment</i>		2022	2023	2024	2025	2026	2027	2028
PWP-20-02	2020 NEW HOLLAND TRACTOR							
PWP-20-01	2020 POWER WASHING SYSTEM w/TRAILER							
SP-1300	2014 PJ TANDEM TRAILER							
SP-813	2000 TANDEM TRAILER			\$10.0				
SP-002	2016 ABI BALLFIELD MACHINE			\$30.0				
SP-1301	2012 TORO 5900 MOWER		\$136.0					
PWP-2201	2022 JACOBSEN HR700 MOWER	\$95.0						
SP-1503	2015 JD ROCKHOUND							
PWP-1903	2019 TORO 5900							
PWP-21-02	2021 SCAG WINDSTORM BLOWER							
SP-1603	2016 SURETRAC TRAILER (BALLFIELDS)							
SP-1099	2010 FECON							
SP-1601	2016 BIG TEX TRAILER							
SP-001	2014 GRAVELY 460 MOWER			\$30.0				
PWP-2103	2021 SCAG SPRAYER							
PWP-2101	2021 HUSTLER ZERO TURN MOWER							
PWP-1901	2019 JD 997 MOWER				\$30.0			
	JD 725 MOWER (2)					\$30.0		
CEM-1801	2018 JOHN DEERE GATOR							
SP-1501	2014 TORO 4000 MOWER				\$80.0			
PWC-2201	2022 SCAG Z-TURN MOWER	\$11.0						
PWC-2202	2022 SCAG Z-TURN MOWER	\$11.0						
PWC-2203	2022 SCAG STAND UP MOWER	\$9.0						
PWC-2101	2021 WALKER MOWER							
CEM-1301	2013 CASE EXCAVATOR CX36B			\$110.0				
	Total Sub-Type	\$126.0	\$136.0	\$180.0	\$110.0	\$30.0	\$0.0	\$0.0



**PARKS DIVISION
5-YR VEHICLE REPLACEMENT
PLAN**

PARKS - CEMETERY	2 YR PLAN		5 YR PLAN				
Vehicle Replacement Total	\$126.0	\$136.0	\$180.0	\$110.0	\$30.0	\$125.0	\$90.0



WATER-WASTEWATER		DEPARTMENT *	2-YR Plan		5-YR PLAN				
Pick-up Trucks			2022	2023	2024	2025	2026	2027	2028
PWW-2201	2023 Western Star 4700	W							
SW-0702	2007 Ford F250	S							
SW-1201	2012 GMC 1500	D						\$55.0	
SW-1401	2014 GMC Sierra 1500 - 4x2	D			\$80.0				
PWW-1901	2019 Ford F350 XL Crew Cab	D							
PWW-1901	2019 Ford F350 XL Crew Cab - WWTP	W							
	Total Sub-Type		\$0.0	\$0.0	\$80.0	\$0.0	\$0.0	\$55.0	\$0.0
Dump Trucks			2022	2023	2024	2025	2026	2027	2028
SW-039	2005 International dump truck	D	\$175.0						
SW-1501	Ford F550 SuperDuty 1 Ton Dump	D							\$130.0
	Total Sub-Type		\$175.0	\$0.0	\$0.0	\$0.0	\$0.0	\$0.0	\$130.0
Miscellaneous Equipment			2022	2023	2024	2025	2026	2027	2028



WATER-WASTEWATER		DEPARTMENT *	2-YR Plan		5-YR PLAN				
SW-043	2000 Easement Machine	W							
SW-48	2000 Easement Machine Trailer	W							
SW-54	1997 International 4900 DT466E Sewer Jet	W							
SW-0401	6" Pump	W							
SW-0703	2020 Jeep Cherokee	D							
PWW-2002	2020 CAT 430 backhoe	D							
SW-0705	JD Utility Vehicle - Water/Sewer	D							
SW-1402	2014 Kenworth Jet-Vac	W				\$550.0			
SW-1601	2016 GMC 3500 Valve Turner	D							
SW-1605	2016 Ford F450 (Video inspection van)	W							
SW-1701	Husqvarna Pavement Saw	D							
SW-1702	Ford F550 Utility Truck-Water	D							
SW-1801	CAT 903CD Mini Loader-WWTP	W							
SW-1802	JD Utility Vehicle - WWTP	W							
SW-1803	Ford F550 4x4 Utility Vehicle - WWTP	W							
	Total Sub-Type		\$0.0	\$0.0	\$0.0	\$550.0	\$0.0	\$0.0	\$0.0
Vehicle Replacement Total			\$175.0	\$0.0	\$80.0	\$550.0	\$0.0	\$55.0	\$130.0

* D = Distribution; W = Wastewater; S = Storm

** keeping SW-1402 & retiring SW-54



ELECTRIC 5-Year Vehicle Replacement Plan

	2-Year Effort		5-Year Effort				
	2022	2023	2024	2025	2026	2027	2028
Pick-up Trucks							
2008 Ford F350 SE-805							
2010 Chevy Tahoe SE-1002	\$50.0						
2008 Ford F150 SE-802		\$45.0					
2013 Chevy 3500 SE-1302				\$110.0			
2014 GMC Crew Cab SE-1402				\$110.0			
2016 Chevy Tahoe SE-1601					\$55.0		
2016 GMC Sierra 1500 SE-1602						\$55.0	
Total Sub-Type	\$50.0	\$45.0	\$0.0	\$220.0	\$55.0	\$55.0	\$0.0
Support Equipment	2022	2023	2024	2025	2026	2027	2028
2003 Cat Backhoe SE-292	\$150.0						
2010 Ford F-450 Dump Truck SE-901					\$130.0		
2011 Ford Escape SE-1101		\$46.6					
2008 Vermeer Vac Trailer SE-1003				\$120.0			
2008 Caterpillar Mini-Excavator SE-806					\$45.0		
2012 SDP Back Yard Machine SE-1603							\$130.0
2012 Track Skid Steer SE-1401							\$140.0
Total Sub-Type	\$150.0	\$46.6	\$0.0	\$120.0	\$175.0	\$0.0	\$270.0
Bucket/Digger Trucks	2022	2023	2024	2025	2026	2027	2028
2009 Dueco TL 40P Bucket SE-902							
2005 Dueco Bucket SE-30		\$325.5					
2007 Dueco Comm 6054 SE-801			\$400.0				
2013 Dueco SCM 55 Bucket SE-1301						\$330.0	
Total Sub-Type	\$0.0	\$325.5	\$400.0	\$0.0	\$0.0	\$330.0	\$0.0
Vehicle Replacement Total	\$200.0	\$417.1	\$400.0	\$340.0	\$230.0	\$385.0	\$270.0



Police Department Fleet Management Plan

Marked Vehicles		Replacement Vehicle	2022	2023	2024	2025	2026	2027	2028
P101	2023 Chevy Tahoe	Tahoe / Pursuit Rated / 4x4		\$50.00					\$60.00
P102	2020 Chevy Tahoe (SRO)	Tahoe / Pursuit Rated / 4x4					\$60.00		
P103	2021 Chevy Tahoe	Tahoe / Pursuit Rated / 4x4						\$60.00	
P104	2023 Chevy Tahoe	Tahoe / Pursuit Rated / 4x4		\$50.00					\$60.00
P105	2018 Chevy Tahoe (E-tech)	Tahoe / Pursuit Rated / 4x4			\$55.00				
P106	2018 Chevy Tahoe (K9)	Tahoe / Pursuit Rated / 4x4				\$60.00			
P107	2020 Chevy Tahoe (SRO)	Tahoe / Pursuit Rated / 4x4					\$60.00		
P108	2020 Chevy Tahoe	Tahoe / Pursuit Rated / 4x4			\$55.00				
P109	2022 Chevy Tahoe	Tahoe / Pursuit Rated / 4x4	\$45.00					\$60.00	
P110	2020 Chevy Tahoe	Tahoe / Pursuit Rated / 4x4			\$55.00				
P111	2020 Chevy Tahoe	Tahoe / Pursuit Rated / 4x4				\$55.00			
P112	2020 Chevy Tahoe	Tahoe / Pursuit Rated / 4x4				\$55.00			
P113	2021 Chevy Tahoe	Tahoe / Pursuit Rated / 4x4					\$60.00		
P114	2022 Chevy Tahoe	Tahoe / Pursuit Rated / 4x4	\$45.00					\$60.00	
P115	2023 Chevy Tahoe	Tahoe / Pursuit Rated / 4x4		\$55.00					\$60.00
	Total Sub-Type		\$90.0	\$155.0	\$165.0	\$170.0	\$180.0	\$180.0	\$180.0
Unmarked Vehicles			2022	2023	2024	2025	2026	2027	2028
P201	2018 Chevy Impala - Admin (Chief)	Passenger Sedan			\$35.00				
P202	2017 Chevy Impala (Training car)	Passenger Sedan					\$35.00		
P204	2017 Chevy Impala - Detective (Nate)	Passenger Sedan		\$30.00					
P205	2017 Chevy Impala - Detective (Tim)	Passenger Sedan				\$35.00			
P206	2020 Chevy Traverse - Detective (Josh)	Passenger Sedan						\$35.00	
P207	2023 Chevy Tahoe - Admin (Mike)	Passenger Sedan	\$30.00						
P208	2023 Chevy Tahoe - Admin (Matt)	Passenger Sedan							
	Total Sub-Type		\$30.0	\$30.0	\$35.0	\$35.0	\$35.0	\$35.0	\$0.0
	Vehicle Replacement Total		\$120.0	\$185.0	\$200.0	\$205.0	\$215.0	\$215.0	\$180.0



Fire Division Fleet Replacement Plan

	2020	2021	2022	2023	2024	2025	2026	2027	
2013 Chevy Tahoe(PD Surplus)	\$ 27.00								
2017 Chevy Tahoe							\$ 70.00		
2015 Chevy Tahoe					\$ 65.00				
2023 Chevy Tahoe			\$ 48.00						
2014 Ford F-250 Pickup									
	\$ 27.00	\$ -	\$ 48.00	\$ -	\$ 65.00	\$ -	\$ 70.00	\$ -	\$ -
Support Vehicles									
	\$ -	\$ -	\$ -	\$ -	\$ -	\$ -	\$ -	\$ -	\$ -
Fire Apparatus									
2000 KME Pumper								\$1,000.00	
2019 Sutphen Pumper									
2018 Sutphen Pumper									
2016 Pierce Enforcer Ladder									
	\$ -	\$ -	\$ -	\$ -	\$ -	\$ -	\$ -	\$1,000.00	\$ -
EMS Vehicles									
2006 Freightliner		\$ 250.00							
2017 Horton E-450									
2018 Horton F-550									
2014 International						\$ 400.00			
	\$ -	\$ 250.00	\$ -	\$ -	\$ -	\$ 400.00	\$ -	\$ -	\$ -
	2020	2021	2022	2023	2024	2025	2026	2027	2028
Total Vehicle Replacement	\$ 27.00	\$ 250.00	\$ 48.00	\$ -	\$ 65.00	\$ 400.00	\$ 70.00	\$1,000.00	\$ -

** With the 2020 Engine purchase the division reduced the engine fleet from 4 to 3 vehicles.

***The 2021 & 2026 ambulance purchase price includes the purchase of the Stryker Power Cot system currently costing around \$40K

CAPITAL IMPROVEMENT PROJECT FACT SHEET



PROJECT NUMBER
408R-0066

DEPARTMENT : ENGINEERING
PROJECT TITLE : CHERRY STREET RECONSTRUCTION
PROJECT YEAR : 2023

COST ESTIMATE : 408 - \$1,719.2K
610 - \$525.0K
611 - \$446.0K
615 - \$200.0K

GRANT STATUS: Preliminary grant application will be submitted in 2021. Final application will be submitted in 2022.

PROJECT DESCRIPTION:

Reconstruction of Cherry Street from Main Street to New Street. Project will include the replacement of existing curb, installation of new storm sewer system, and replacement of utilities as needed.

PROJECT STATUS :

Construction is planned for the year 2023.



This information was last updated on : 4/28/2023

" DEDICATED TO EXCELLENCE IN PUBLIC SERVICE "

CAPITAL IMPROVEMENT PROJECT FACT SHEET



PROJECT NUMBER
408R-0078

DEPARTMENT : ENGINEERING
PROJECT TITLE : 2023 Urban Paving Program
PROJECT YEAR : 2023



COST ESTIMATE : \$4,430.7k
FUND CODE : 408-0100 Capital Fund
GRANT STATUS: STP Grant has been approved for \$1271k
PROJECT DESCRIPTION :

As part of the ODOT Urban Paving Program, this project will include the resurfacing of West Main St. from the west Corp. Limit to Broadway, Broadway from Main St. to Warren St., Warren St. from Broadway to Columbus Ave., and Columbus Ave. to the paving limits of the Bypass 48 resurfacing project. Portions of the work will be reimbursed by ODOT. Project will also include replacement of defective concrete curbs and sidewalks.



PROJECT STATUS :

Construction is planned for the year 2023.

This information was last updated on : 4/28/2023

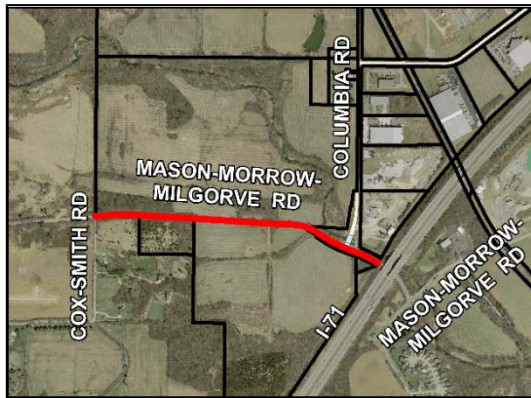
" DEDICATED TO EXCELLENCE IN PUBLIC SERVICE "

CAPITAL IMPROVEMENT PROJECT FACT SHEET



PROJECT NUMBER 408R-0082

DEPARTMENT : ENGINEERING
PROJECT TITLE : MMM Road Widening / Improvement
PROJECT YEAR : 2024



COST ESTIMATE : \$2,336.1k
FUND CODE : Capital Improvement

PROJECT DESCRIPTION :

Reconstruction and widening of Mason Morrow Millgrove Rd from Columbia Rd to Cox Smith Rd. This project will address safety alignment issues with the current roadway, and support increased traffic volumes from development within the City's adjacent Industrial Parks. This project was awarded a safety funds grant for design and construction.



PROJECT STATUS :
Received ODOT Safety Funds Grant in 2020.
Design began in 2021.
Construction is planned for the year 2024.

This information was last updated on : 4/28/2023

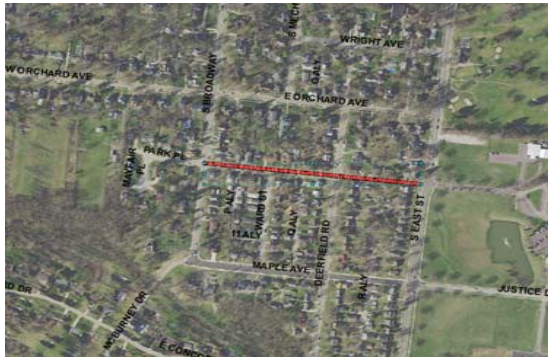
" DEDICATED TO EXCELLENCE IN PUBLIC SERVICE "

CAPITAL IMPROVEMENT PROJECT FACT SHEET



PROJECT NUMBER
408R-0076

DEPARTMENT : ENGINEERING
PROJECT TITLE : Park Avenue Reconstruction
PROJECT YEAR : 2025



COST ESTIMATE : \$592.9k
FUND CODE : 408-0100 Capital Fund & 615 Storm Water Fund
GRANT STATUS: N/A
PROJECT DESCRIPTION :

Reconstruction of Park Avenue from Broadway to East . Project will also include curb and sidewalk replacement as well as utility replacement as needed.



PROJECT STATUS :

Construction is planned for the year 2025.

This information was last updated on : 4/28/2023

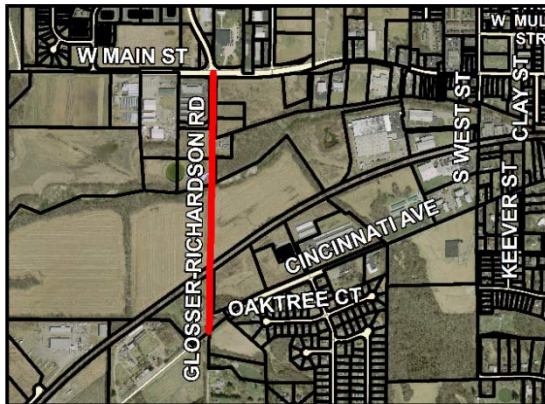
" DEDICATED TO EXCELLENCE IN PUBLIC SERVICE "

CAPITAL IMPROVEMENT PROJECT FACT SHEET




PROJECT NUMBER 408R-0065

DEPARTMENT : ENGINEERING
PROJECT TITLE : Glosser Road Improvements
PROJECT YEAR : 2024



COST ESTIMATE : \$3,100.0k
FUND CODE : 408-0100 Capital Fund & 615 Storm Water Fund
GRANT STATUS: Will apply for OPWC Funding in 2022
PROJECT DESCRIPTION :

Reconstruction and widening of Glosser Road from S.R. 123 to U.S. 42 (Cincinnati Ave.). Project includes widening road to 3 lanes, installation of new curb and gutter, storm sewer system, and utility relocations as needed.



PROJECT STATUS :

Construction is planned for the year 2024.

This information was last updated on : 4/28/2023

" DEDICATED TO EXCELLENCE IN PUBLIC SERVICE "

CAPITAL IMPROVEMENT PROJECT FACT SHEET



PROJECT NUMBER
408R-0079

DEPARTMENT : ENGINEERING
PROJECT TITLE : 2024 Urban Paving Program
PROJECT YEAR : 2024



COST ESTIMATE : \$2,650.0k
FUND CODE : 408-0100 Capital Fund
GRANT STATUS: Granted a STP grant for non-reimbursement items
PROJECT DESCRIPTION :

As part of the ODOT Urban Paving Program, this project will include the resurfacing of Cincinnati Avenue from the west Corp. Limit to Broadway, Broadway from Cincinnati Avenue to Main Street, and Main Street from Broadway to the Eastern Corporation Limit. Portions of the work will be reimbursed by ODOT. Project will also include replacement of defective concrete curbs and sidewalks.



PROJECT STATUS :

Construction is planned for the year 2024.

This information was last updated on : 4/28/2023

" DEDICATED TO EXCELLENCE IN PUBLIC SERVICE "

CAPITAL IMPROVEMENT PROJECT FACT SHEET



PROJECT NUMBER
408R-0074



DEPARTMENT : ENGINEERING
PROJECT TITLE : CEDAR STREET AND CRESCENT COURT RECONSTRUCTION
PROJECT YEAR : 2025

COST ESTIMATE : 408 - \$700.0K
610 - \$240.0K
611 - \$255.0K
615 - \$100.0K

GRANT STATUS: N/A

PROJECT DESCRIPTION:

Reconstruction of Cedar Street and Crescent Court. Project will also include replacement of curb, sidewalk, storm sewer, as well as utility replacement as needed.

PROJECT STATUS :

Construction is planned for the year 2026.



This information was last updated on : 4/28/2023

" DEDICATED TO EXCELLENCE IN PUBLIC SERVICE "

CAPITAL IMPROVEMENT PROJECT FACT SHEET



PROJECT NUMBER
408R-0069

DEPARTMENT : ENGINEERING
PROJECT TITLE : West Warren Street / Canal Street Reconstruction
PROJECT YEAR : 2025



COST ESTIMATE : \$557.0k
FUND CODE : 408-0100 Capital Fund & 615 Storm Water Fund
GRANT STATUS: N/A
PROJECT DESCRIPTION :

Reconstruction of Canal Street from Silver Street to West Warren Street and West Warren Street from Canal Street to Water Street. Project will also include curb, sidewalk, storm sewer, as well as utility replacement as needed.



PROJECT STATUS :

Construction is planned for the year 2027.

This information was last updated on : 4/28/2023

" DEDICATED TO EXCELLENCE IN PUBLIC SERVICE "

CAPITAL IMPROVEMENT PROJECT FACT SHEET



PROJECT NUMBER
408R-0077

DEPARTMENT : ENGINEERING
PROJECT TITLE : Ward Street Reconstruction
PROJECT YEAR : 2026



COST ESTIMATE : \$409k
FUND CODE : 408-0100 Capital Fund & 615 Storm Water Fund
GRANT STATUS: N/A
PROJECT DESCRIPTION :

Reconstruction of Ward Street from Park Avenue to Maple Avenue. Project will also include curb and sidewalk replacement as well as utility replacement as needed.



PROJECT STATUS :

Construction is planned for the year 2026.

This information was last updated on : 4/28/2023

" DEDICATED TO EXCELLENCE IN PUBLIC SERVICE "



CAPITAL IMPROVEMENT PROJECT FACT SHEET

PROJECT NUMBER
408R-0080



DEPARTMENT : ENGINEERING
PROJECT TITLE : 2025 URBAN PAVING PROGRAM
PROJECT YEAR : 2025
COST ESTIMATE : \$3,450.2K
FUND CODE : 408-0100 Capital Fund
GRANT STATUS: Will apply for OWPC grant in 2023.

PROJECT DESCRIPTION:

As part of the ODOT Urban Paving Program, this project will include the resurfacing of state routes within Lebanon. Project limits will be based on ODOT pavement ratings which have not been determined yet. Portions of the work will be reimbursed by ODOT. Project will also include replacement of defective concrete curbs and sidewalks.



PROJECT STATUS :

Construction is planned for the year 2025.

This information was last updated on : 4/28/2023

" DEDICATED TO EXCELLENCE IN PUBLIC SERVICE "

CAPITAL IMPROVEMENT PROJECT FACT SHEET



PROJECT NUMBER
408R-0085

DEPARTMENT : ENGINEERING
PROJECT TITLE : STATE ROUTE 63 WIDENING
PROJECT YEAR : 2026

COST ESTIMATE : 408 - \$706.5K

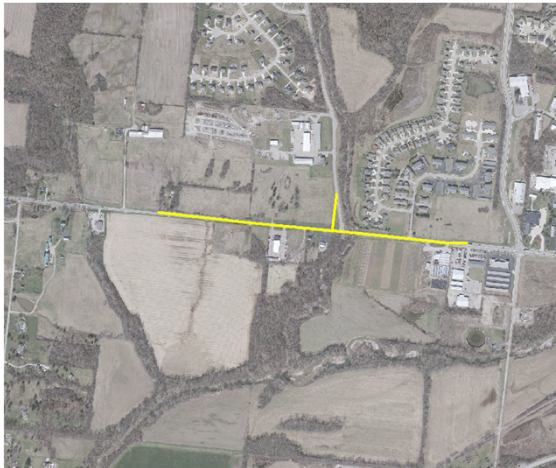
GRANT STATUS: Applying for SS4A funding in 2023.

PROJECT DESCRIPTION:

Widening of State Route 63 between Parkside and Neil Armstrong Way. The roadway will be widened to three lanes, one lane in each direction and a center turn lane. The project will also include a bike path along the north side of the roadway.

PROJECT STATUS :

Construction is planned for the year 2026.



This information was last updated on : 4/28/2023

" DEDICATED TO EXCELLENCE IN PUBLIC SERVICE "

CAPITAL IMPROVEMENT PROJECT FACT SHEET



PROJECT NUMBER
408R-0087

DEPARTMENT : ENGINEERING
PROJECT TITLE : FRANKLIN ROAD RECONSTRUCTION
PROJECT YEAR : 2026

COST ESTIMATE : 408 - \$2,004.5K
610 - \$825.0K
611 - \$650.0K
615 - \$200.0K

GRANT STATUS: Applying for OPWC grant funding in 2025.

PROJECT DESCRIPTION:

Reconstruction of Franklin Street from Neil Armstrong Way to Silver Street. Project will include the replacement of existing curb, installation of new storm sewer system, and replacement of utilities as needed.

PROJECT STATUS :

Construction is planned for the year 2028.



This information was last updated on : 4/28/2023

" DEDICATED TO EXCELLENCE IN PUBLIC SERVICE "

CAPITAL IMPROVEMENT PROJECT FACT SHEET



PROJECT NUMBER
611-0017

DEPARTMENT : WASTEWATER
PROJECT TITLE : Sludge Digester Improvements
PROJECT YEAR : 2021



COST ESTIMATE : \$1,000k
FUND CODE : 611 - Sewer System Improvement Fund

PROJECT DESCRIPTION :
Improvements will be required to the solids handling facilities to keep up with the growth of the City.
As the City develops more waste products are produced at the WWTP that must be treated and disposed of in an economical and lawful manner.
The recently completed sludge study recommends expanding the current sludge holding tanks and continue hauling sludge to a landfill.



PROJECT STATUS :
This project started construction in year 2021.

This information was last updated on : 4/28/23

" DEDICATED TO EXCELLENCE IN PUBLIC SERVICE "

CAPITAL IMPROVEMENT PROJECT FACT SHEET



PROJECT NUMBER
609-0033

DEPARTMENT : ELECTRIC
PROJECT TITLE : Substation - Glosser S
PROJECT YEAR : 2020 thru 2023




COST ESTIMATE : \$1,850k
FUND CODE : 609- Electric System Improvements

PROJECT DESCRIPTION :

This project will rebuild the City's first electric substation, Glosser Road Substation. The first phase of this substation was constructed in 1973 and the second phase was constructed in 1978. The major equipment has a design life of 50 years and will start reaching it's design life starting in 2023. Replacement major equipment will be purchased in 2020 with the construction occurring in 2021.

PROJECT STATUS :

This project has engineering work and material purchase planned for 2020 and construction planned for 2021.



This information was last updated on : 4/28/23

" DEDICATED TO EXCELLENCE IN PUBLIC SERVICE "